



41 Kg/24h

JS46 F

Fabbricatori di ghiaccio a spruzzo / Spray Ice Makers:
 JS28 - JS28+ - JS38 - JS46 - JS54 - JS70 - JS90
 JS28 F - JS28+ F - JS38 F - JS46 F - JS54 F - JS70 F - JS90 F

230V/1N/50Hz
 Self contained
 Spray System

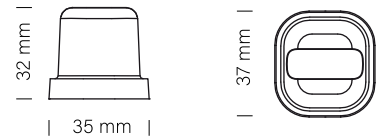
- USB
- BLUETOOTH
- WI-FI
- TOUCH CONTROL
- RAINBOW TECHNOLOGY
- SAFE ICE
- PROGRAMMED OZONE CYCLE
- SCHEDULED PRODUCTION

CARATTERISTICHE

- Scocca in acciaio
- Condensazione ad aria o acqua
- Ciclo di sanificazione
- Produzione ghiaccio programmabile
- Tasto comandi capacitivo
- Segnalazione acustica e luminosa allarmi
- Report allarmi HACCP
- Regolazione peso cubetto
- Regolazione livello ghiaccio deposito
- Collegamento USB per aggiornamento sw e scarico dati HACCP
- Ventilatore condensatore controllato alle basse temperature ambiente
- Analisi predittiva malfunzionamenti
- Report prestazioni apparecchiatura.



TIPO GHIACCIO / ICE TYPE



PCS / CYCLE **28**
 PZ/CICLO

WEIGHT ICE **20 g**
 PESO GHIACCIO

PRODUZIONE GHIACCIO / **kg/24h**
 ICE PRODUCTION **lbs/24h**

OPZIONALE

- Ciclo sanificazione programmabile con Ozono
- Trattamento nanotecnologico evaporatore con Rainbow technology
- Connessione cloud IOT
- Kit piedini (100 mm)

Raffreddamento ad Aria
 Air Cooled Unit

Temp. Aria Air Temp.	Temp. Acqua / Water Temp.			
	32° 90°	21° 70°	15° 60°	10° 50°
10°	32	37	40	41
50°	71	82	88	90
21°	27	32	35	37
70°	60	71	77	82
32°	24	30	32	34
90°	53	66	71	75
38°	21	27	29	31
100°	46	60	64	68

FEATURES

- Stainless steel construction
- Air or water condensation
- Sanitization cycle
- Programmable ice production
- Capacitive button
- Acoustic and luminous alarms
- Report HACCP alarms
- Cube weight adjustment
- Storage bin ice level adjustment
- USB connection for software update and HACCP data download
- Condenser fan controlled at low ambient temperatures
- Predictive analysis of malfunctions
- Machine performance report.

CAPACITÀ DEPOSITO / BIN CAPACITY

15,0 kg **750 pcs**

DIMENSIONI / DIMENSIONS

L x P x H (mm)

500 x 540 x 690

560 x 600 x 850

VOLTAGE

220-240/50/1
 220/60/1

GAS

R134a
 GWP=1430
 Ton CO2 equiv. Air = 0.29
 Ton CO2 equiv. Water = 0.27

Raffreddamento ad Acqua
 Water Cooled Unit

Temp. Aria Air Temp.	Temp. Acqua / Water Temp.			
	32° 90°	21° 70°	15° 60°	10° 50°
10°	34	39	42	43
50°	75	86	93	95
21°	30	36	39	41
70°	66	79	86	90
32°	29	35	38	40
90°	64	77	84	88
38°	27	34	37	39
100°	60	75	82	86

OPTIONAL

- Sanitization cycle programmable with Ozone
- Rainbow technology Nanotechnological evaporator treatment
- IOT cloud connection
- Feet kit (100 mm)

DATI TECNICI - SPECIFICATIONS

	cond	comp. W	ABS. W	Fuse	Kwh/100Kg	l / h	kg	kg	
JS46 F A AG		220-240/50/1	1144	590	10	31.4	3.1	39	48
JS46 F W AG		220-240/50/1	1144	450	10	24.3	34.2	39	48

Via del Lavoro, 9 31033 Castelfranco Veneto (TV) Tel.
 +39 0423.738452 Fax +39 0423.722811
 email: info@jolyice.it
 www.jolyice.it



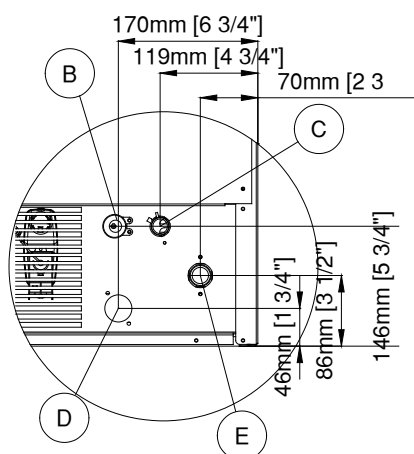
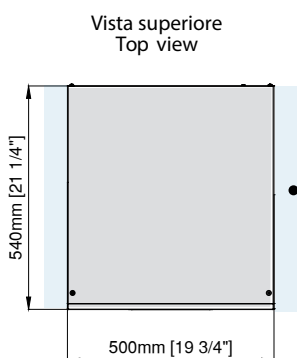
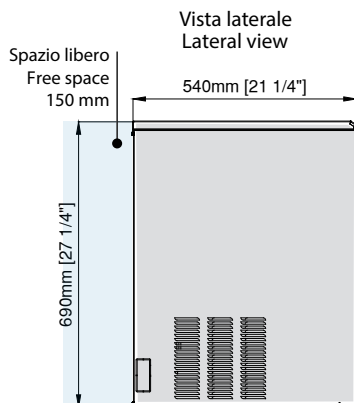
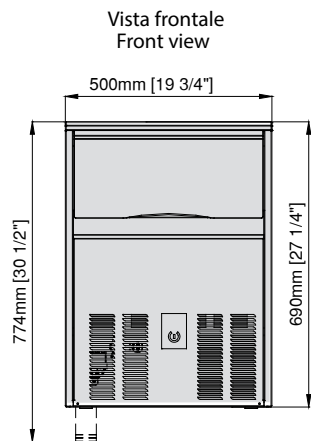
41 Kg/24h

JS46 F

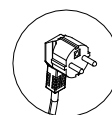
Fabbricatori di ghiaccio a spruzzo / Spray Ice Makers:
 JS28 - JS28+ - JS38 - JS46 - JS54 - JS70 - JS90
 JS28 F - JS28+ F - JS38 F - JS46 F - JS54 F - JS70 F - JS90 F

230V/1N/50Hz
 Self contained
 Spray System

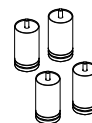
DIMENSIONI - DIMENSIONS



- B** Electrical cable supply
Ingresso alimentazione elettrica
- C** Water outlet connection
Attacco scarico acqua Ø 20 mm
- D** Water outlet connection
water condensation / Uscita acqua condensatore ad acqua Ø 20 mm
- E** Water inlet connection / Attacco entrata acqua - 3/4" gas

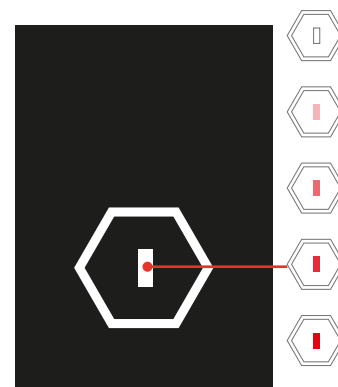


Schuko plug
Spina schuko



Kit 4 Feet
Kit 4 piedini
Ø50mm H100-120 mm
(Opzionali-optional)

TOUCH CONTROL

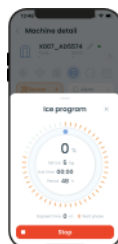


Capacitive Stand-by Reset control
(led with continuous colors variation from white to red)

Pulsante Capacitivo di ripristino dello stand-by (led a variazione continua di colori dal bianco al rosso)

APP ICE WORLD

Permette il comando e il monitoraggio dei produttori di ghiaccio direttamente da smartphone / It allows the control and monitoring of the ice machines directly from a smartphone



Condizioni operative - Operating requirements

	Min.	Max
Temp. Ambiente / Air Temperature	10°C	40°C
Temp. Acqua / Water Temperature	5°C	35°C
Press. Acqua / Water Pressure	1 Bar (14psi)	5 Bar (70psi)
Conducibilità acqua / Water conductivity	>10 µS	
Alimentazione / Electrical supply	-10%	+10%

Calore espulso / Rejected Heat	1655 W
Volume Aria / Air Volume	185 m³/h

Joly Ice