



# 300 Kg/24h

Fabbricatori di ghiaccio modulare / Modular Ice Makers:  
 JM145 F - JM195 F - JM205 F - JM305 F - JM405 F - JM505 F  
 JM145 - JM195 - JM205 - JM305 - JM405 - JM505

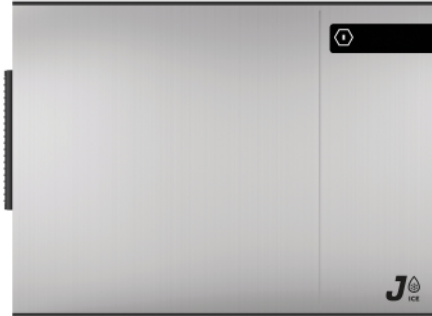
# JM305 F

JM305 F ALL GAS  
 230V/1N/50Hz  
 Modular Ice Makers






## CARATTERISTICHE

- Scocca in acciaio
- Condensazione ad aria o acqua
- Ciclo di sanificazione
- Tasto comandi capacitivo
- Segnalazione acustica e luminosa allarmi
- Report allarmi HACCP
- Regolazione peso cubetto esterna
- Collegamento USB per aggiornamento sw e scarico dati HACCP
- Ventilatore condensatore controllato alle basse temperature ambiente
- Produzione ghiaccio programmabile
- Analisi predittiva malfunzionamenti
- Report prestazioni apparecchiatura.




## TIPO GHIACCIO / ICE TYPE

	PCS / CYCLE PZ/CICLO	WEIGHT ICE PESO GHIACCIO
 HALF-LARGE 10X29X24 mm	370	6 g
 DICE 22X22X24 mm	234	10 g
 LARGE 29X29X24 mm	140	17 g

## OPZIONALE

- Ciclo sanificazione programmabile con Ozono
- Trattamento nanotecnologico evaporatore con Rainbow technology
- Connessione cloud IOT
- Regolazione livello ghiaccio deposito

## PRODUZIONE GHIACCIO / ICE PRODUCTION

Raffreddamento ad Aria  
Air Cooled Unit 

Temp. Aria Air Temp.	Temp. Acqua / Water Temp.			
°C °F	32° 90°	21° 70°	15° 60°	10° 50°
10°	235	267	286	300
50°	578	589	631	661
21°	219	246	260	270
70°	482	543	574	595
32°	181	200	205	209
90°	400	441	451	461
38°	163	172	176	179
100°	359	379	388	394



## FEATURES

- Stainless steel construction
- Air or water condensation
- Sanitization cycle
- Capacitive button
- Acoustic and luminous alarms
- Report HACCP alarms
- External cube weight adjustment
- USB connection for software update and HACCP data download
- Condenser fan controlled at low ambient temperatures
- Programmable ice production
- Predictive analysis of malfunctions
- Machine performance report.

## CAPACITÀ DEPOSITO / BIN CAPACITY

JB205 - JB255 - JB305 (KM305)  
 JB405 (KFM404)  
 JB505 (KFM505)

## DIMENSIONI / DIMENSIONS

	L x P x H (mm)
	760 x 620 x 575
	830 x 690 x 740

## OPTIONAL

- Sanitization cycle programmable with Ozono
- Rainbow technology Nanotechnological evaporator treatment
- IOT cloud connection
- Storage bin ice level adjustment












## VOLTAGE


	220-240/50/1 220/60/1
---	--------------------------

## GAS

	R452A GWP=2141 Ton CO2 equiv. Air= 1,82 Water= 1,18
---	---

## DATI TECNICI - SPECIFICATIONS

		 cond +°C -°C	 comp. W	 ABS. W	 Fuse	 Kwh/100Kg	 l / h	 kg	 kg
JM305 F A AG 220-240/50/1			3160	1400	16	12.1	14.6	71	86
JM305 F W AG 220-240/50/1			3160	1300	16	11.0	99	71	86

Raffreddamento ad Acqua  
Water Cooled Unit 

Temp. Aria Air Temp.	Temp. Acqua / Water Temp.			
°C °F	32° 90°	21° 70°	15° 60°	10° 50°
10°	235	256	260	265
50°	579	564	574	584
21°	228	246	251	256
70°	502	543	554	564
32°	202	221	225	230
90°	446	487	497	507
38°	189	207	211	216
100°	417	456	466	475

Via del Lavoro, 9 31033 Castelfranco Veneto (TV) Tel.  
 +39 0423.738452 Fax +39 0423.722811  
 email: info@jolyice.it  
 www.jolyice.it



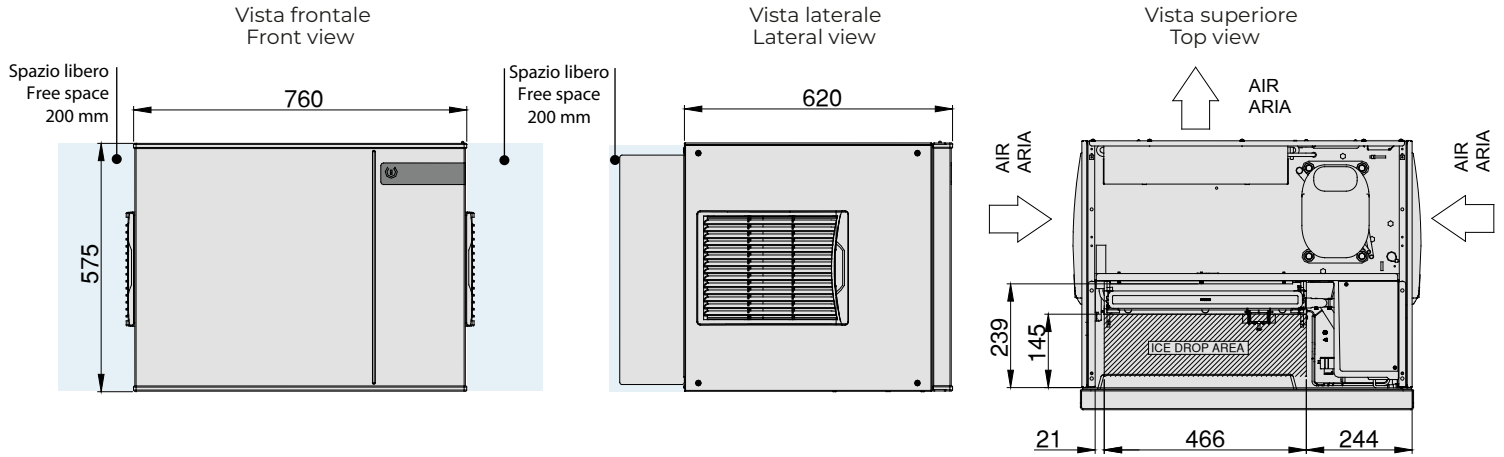
# 300 Kg/24h

# JM305 F

Fabbricatori di ghiaccio modulare / Modular Ice Makers:  
 JM145 F - JM195 F - JM205 F - JM305 F - JM405 F - JM505 F  
 JM145 - JM195 - JM205 - JM305 - JM405 - JM505

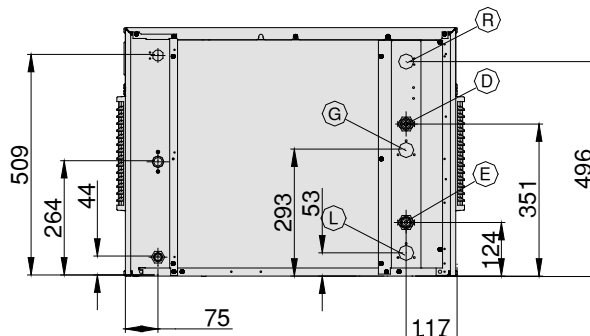
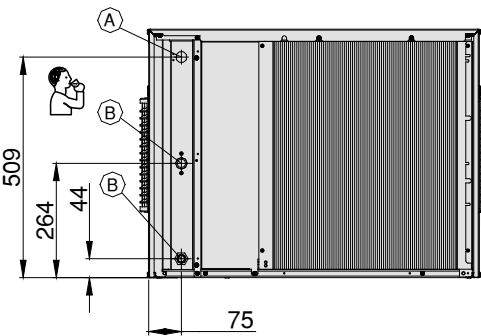
JM305 F ALL GAS  
 230V/1N/50Hz  
 Modular Ice Makers

## DIMENSIONI - DIMENSIONS



Raffreddato ad aria / Air cooled

Raffreddato ad acqua / Water cooled



- A** Ingresso alimentazione elettrica / Electrical cable supply
- B** Ingr. acqua potabile 3/4 GAS / Potable water inlet 3/4 GAS
- C** Scarico acqua Ø 20mm / Water drain Ø 20mm

- D** Ingresso acqua cond. 3/4 GAS / Condenser water inlet 3/4 GAS
- E** Uscita acqua cond. 3/4 GAS / Condenser water outlet 3/4 GAS
- G** Mandata gas linea split 1/2" connessione rapida maschio / Discharge gas split line 1/2" male quick connection

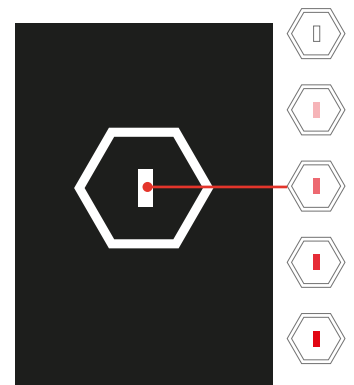
- L** Aspirazione gas linea split 1/2" connessione rapida maschio / Suction gas split line 1/2" male quick connection
- R** Connessione alimentazione per ventilatore condensatore remoto / Remote electrical connection for condenser fans

## APP ICE WORLD

Permette il comando e il monitoraggio dei produttori di ghiaccio direttamente da smartphone / It allows the control and monitoring of the ice machines directly from a smartphone



## TOUCH CONTROL



Capacitive Stand-by / Start button (led continuous variation colors from white to red)

Tasto Capacitivo di Stand-by / Avvio (led a variazione continua di colori dal bianco al rosso)

### Condizioni operative - Operating requirements

	Min.	Max
Temp. Ambiente / Air Temperature	10°C	40°C
Temp. Acqua / Water Temperature	5°C	35°C
Press. Acqua / Water Pressure	1 Bar (14psi)	5 Bar (70psi)
Conducibilità acqua / Water conductivity	20 µS	500 µS
Alimentazione / Electrical supply	-10%	+10%

Calore espulso / Rejected Heat	3388 W
Volume Aria / Air Volume	590 m³/h

# Joly Ice