



240 Kg/24h

Fabbricatori di ghiaccio modulare / Modular Ice Makers:
 JM145 F - JM195 F - JM205 F - JM305 F - JM405 F - JM505 F
 JM145 - JM195 - JM205 - JM305 - JM405 - JM505

JM205 F

JM205 F ALL GAS
 230V/1N/50Hz
 Modular Ice Makers






CARATTERISTICHE

- Scocca in acciaio
- Condensazione ad aria o acqua
- Ciclo di sanificazione
- Tasto comandi capacitivo
- Segnalazione acustica e luminosa allarmi
- Report allarmi HACCP
- Regolazione peso cubetto esterna
- Collegamento USB per aggiornamento sw e scarico dati HACCP
- Ventilatore condensatore controllato alle basse temperature ambiente
- Produzione ghiaccio programmabile
- Analisi predittiva malfunzionamenti
- Report prestazioni apparecchiatura.



TIPO GHIACCIO / ICE TYPE


| | PCS / CYCLE PZ/CICLO | WEIGHT ICE PESO GHIACCIO |
|---|-------------------------|-----------------------------|
|  HALF-LARGE 10X29X24 mm | 370 | 6 g |
|  DICE 22X22X24 mm | 234 | 10 g |
|  LARGE 29X29X24 mm | 140 | 17 g |

OPZIONALE

- Ciclo sanificazione programmabile con Ozono
- Trattamento nanotecnologico evaporatore con Rainbow technology
- Connessione cloud IOT
- Regolazione livello ghiaccio deposito

PRODUZIONE GHIACCIO / ICE PRODUCTION

**kg/24h
lbs/24h**

Raffreddamento ad Aria
Air Cooled Unit 

| Temp. Aria Air Temp. | Temp. Acqua / Water Temp. | | | |
|-------------------------|---------------------------|------------|------------|------------|
| °C °F | 32° 90° | 21° 70° | 15° 60° | 10° 50° |
| 10° | 185 | 215 | 230 | 240 |
| 50° | 408 | 474 | 507 | 529 |
| 21° | 175 | 200 | 215 | 220 |
| 70° | 386 | 441 | 474 | 485 |
| 32° | 135 | 160 | 165 | 170 |
| 90° | 298 | 353 | 364 | 375 |
| 38° | 120 | 140 | 144 | 147 |
| 100° | 265 | 309 | 317 | 324 |



FEATURES

- Stainless steel construction
- Air or water condensation
- Sanitization cycle
- Capacitive button
- Acoustic and luminous alarms
- Report HACCP alarms
- External cube weight adjustment
- USB connection for software update and HACCP data download
- Condenser fan controlled at low ambient temperatures
- Programmable ice production
- Predictive analysis of malfunctions
- Machine performance report.

CAPACITÀ DEPOSITO / BIN CAPACITY

JB205 - JB255 - JB305 (KM305)
 JB405 (KFM404)
 JB505 (KFM505)

DIMENSIONI / DIMENSIONS

| | L x P x H (mm) |
|---|-----------------|
|  | 760 x 620 x 575 |
|  | 830 x 690 x 740 |


OPTIONAL

- Sanitization cycle programmable with Ozono
- Rainbow technology Nanotechnological evaporator treatment
- IOT cloud connection
- Storage bin ice level adjustment












VOLTAGE

| | |
|---|--------------------------|
|  | 220-240/50/1 220/60/1 |
|---|--------------------------|

GAS

| | |
|---|---|
|  | R452A GWP=2141 Ton CO2 equiv. Air= 1,50 Water= 1,07 |
|---|---|

DATI TECNICI - SPECIFICATIONS

| |  |  |  |  |  |  |  |  |  |
|---------------------------|---|---|---|---|---|---|---|---|--|
| | cond | comp. W | ABS. W | Fuse | Kwh/100Kg | I / h | kg | kg | |
| JM205 F A AG 220-240/50/1 |  | 2943 | 1100 | 16 | 13.6 | 10.0 | 70 | 85 | |
| JM205 F W AG 220-240/50/1 |  | 2943 | 1000 | 16 | 10.6 | 92 | 70 | 85 | |

Raffreddamento ad Acqua Water Cooled Unit

| Temp. Aria Air Temp. | Temp. Acqua / Water Temp. | | | |
|-------------------------|---------------------------|------------|------------|------------|
| °C °F | 32° 90° | 21° 70° | 15° 60° | 10° 50° |
| 10° | 170 | 195 | 210 | 215 |
| 50° | 375 | 430 | 463 | 474 |
| 21° | 158 | 183 | 197 | 202 |
| 70° | 348 | 403 | 434 | 445 |
| 32° | 150 | 175 | 182 | 187 |
| 90° | 331 | 386 | 401 | 412 |
| 38° | 145 | 170 | 175 | 180 |
| 100° | 320 | 375 | 386 | 397 |

Via del Lavoro, 9 31033 Castelfranco Veneto (TV) Tel.
 +39 0423.738452 Fax +39 0423.722811
 email: info@jolyice.it
 www.jolyice.it



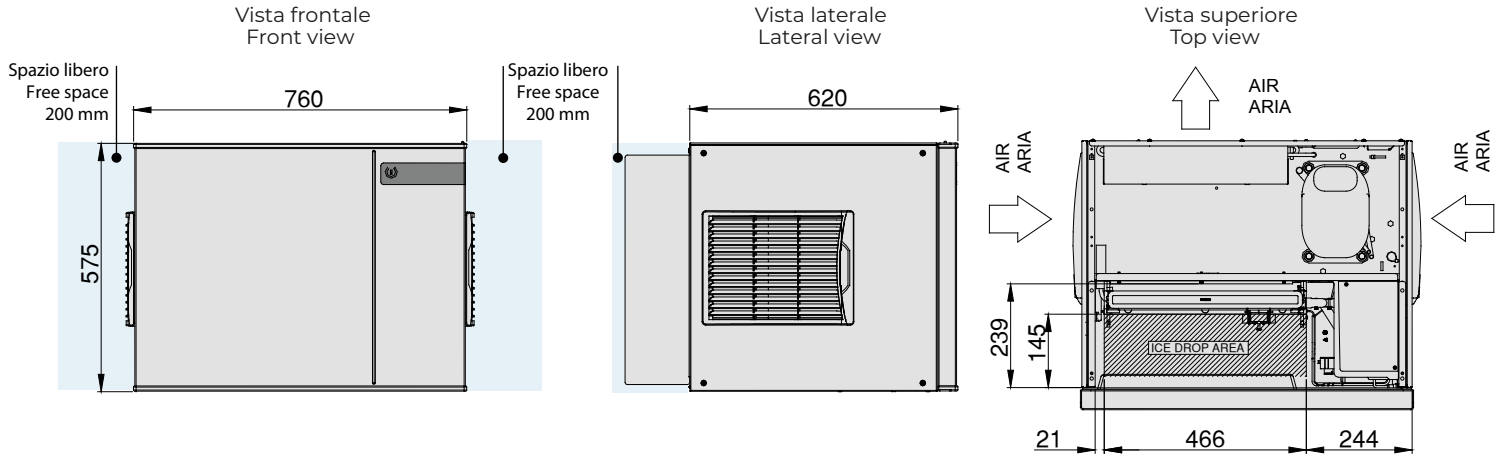
240 Kg/24h

JM205 F

Fabbricatori di ghiaccio modulare / Modular Ice Makers:
 JM145 F - JM195 F - JM205 F - JM305 F - JM405 F - JM505 F
 JM145 - JM195 - JM205 - JM305 - JM405 - JM505

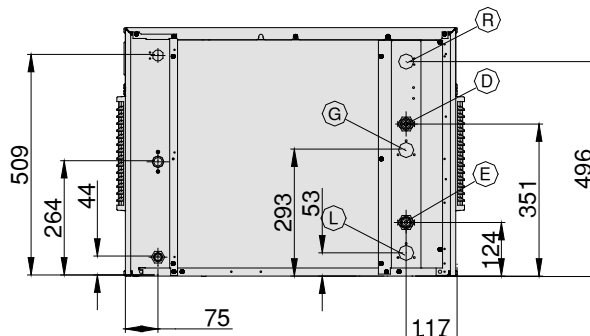
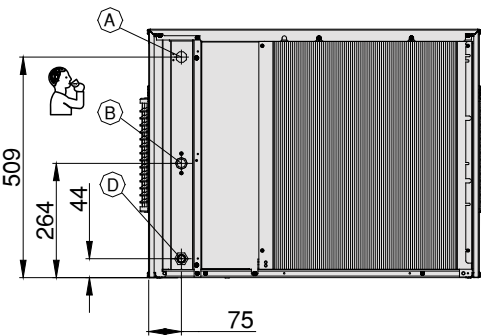
JM205 F ALL GAS
 230V/1N/50Hz
 Modular Ice Makers

DIMENSIONI - DIMENSIONS



Raffreddato ad aria / Air cooled

Raffreddato ad acqua / Water cooled



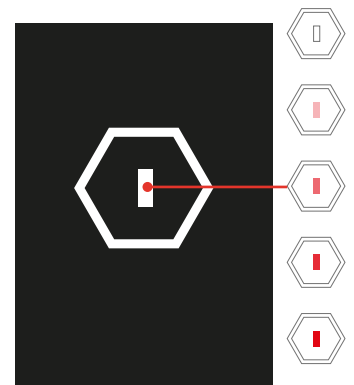
- A** Ingresso alimentazione elettrica / Electrical cable supply
- B** Ingr. acqua potabile 3/4 GAS / Potable water inlet 3/4 GAS
- C** Scarico acqua Ø 20mm / Water drain Ø 20mm
- D** Ingresso acqua cond. 3/4 GAS / Condenser water inlet 3/4 GAS
- E** Uscita acqua cond. 3/4 GAS / Condenser water outlet 3/4 GAS
- F** Mandata gas linea split 1/2" connessione rapida maschio / Discharge gas split line 1/2" male quick connection
- G** Aspirazione gas linea split 1/2" connessione rapida maschio / Suction gas split line 1/2" male quick connection
- L** Aspirazione gas linea split 1/2" connessione rapida maschio / Suction gas split line 1/2" male quick connection
- R** Connessione alimentazione per ventilatore condensatore remoto / Remote electrical connection for condenser fans

APP ICE WORLD

Permette il comando e il monitoraggio dei produttori di ghiaccio direttamente da smartphone / It allows the control and monitoring of the ice machines directly from a smartphone



TOUCH CONTROL



Capacitive Stand-by / Start button (led continuous variation colors from white to red)

Tasto Capacitivo di Stand-by / Avvio (led a variazione continua di colori dal bianco al rosso)

Condizioni operative - Operating requirements

| | Min. | Max |
|--|---------------|---------------|
| Temp. Ambiente / Air Temperature | 10°C | 40°C |
| Temp. Acqua / Water Temperature | 5°C | 35°C |
| Press. Acqua / Water Pressure | 1 Bar (14psi) | 5 Bar (70psi) |
| Conducibilità acqua / Water conductivity | 20 µS | 500 µS |
| Alimentazione / Electrical supply | -10% | +10% |

| | |
|--------------------------------|----------|
| Calore espulso / Rejected Heat | 4042 W |
| Volume Aria / Air Volume | 590 m³/h |

Joly Ice